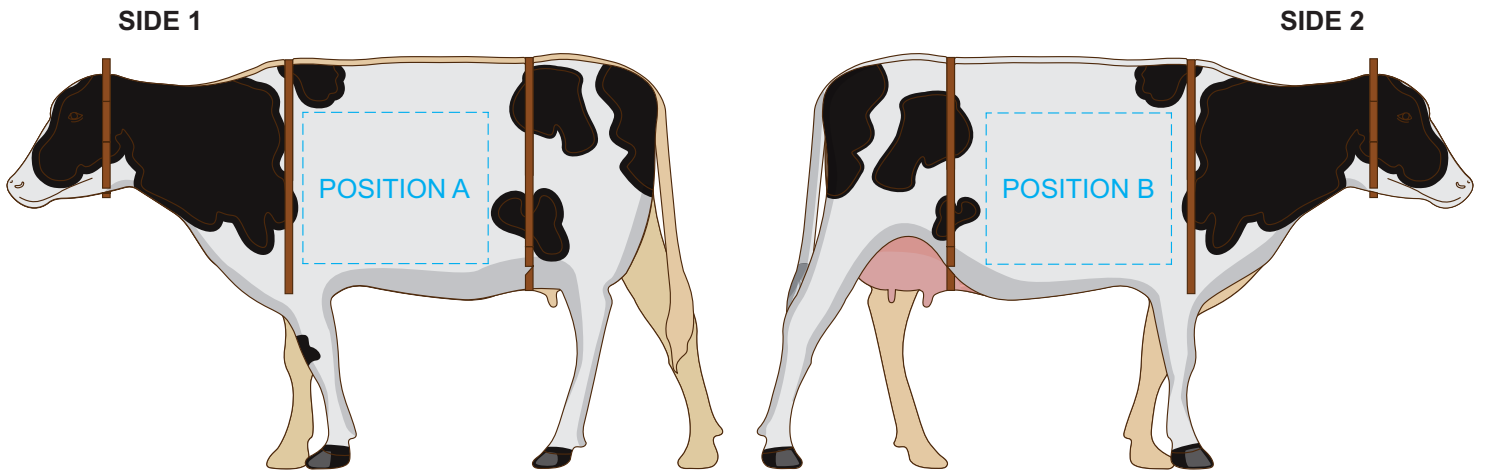


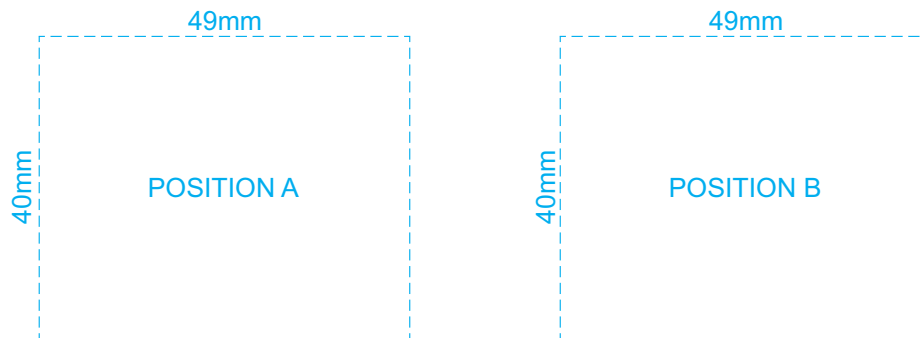
50% of Actual Size
Direct Digital



Up to a 2mm tolerance is expected for alignment of the printed artwork against the engraved lines. Slight inconsistencies are to be considered acceptable if the artwork is printed over an engraved line

Blue Line = Safe area for Arwork

100% of Actual Artwork Print Area



BRANDING SPECIFICATION - Cow Wooden Model - 124047

The product can be supplied with either the preset colour layout (as per template), a fully customised design, or in a natural wood finish. The product is provided flat packed in a cardboard sleeve with assembly instructions. For a fully customised design please refer to CUSTOM TEMPLATE below

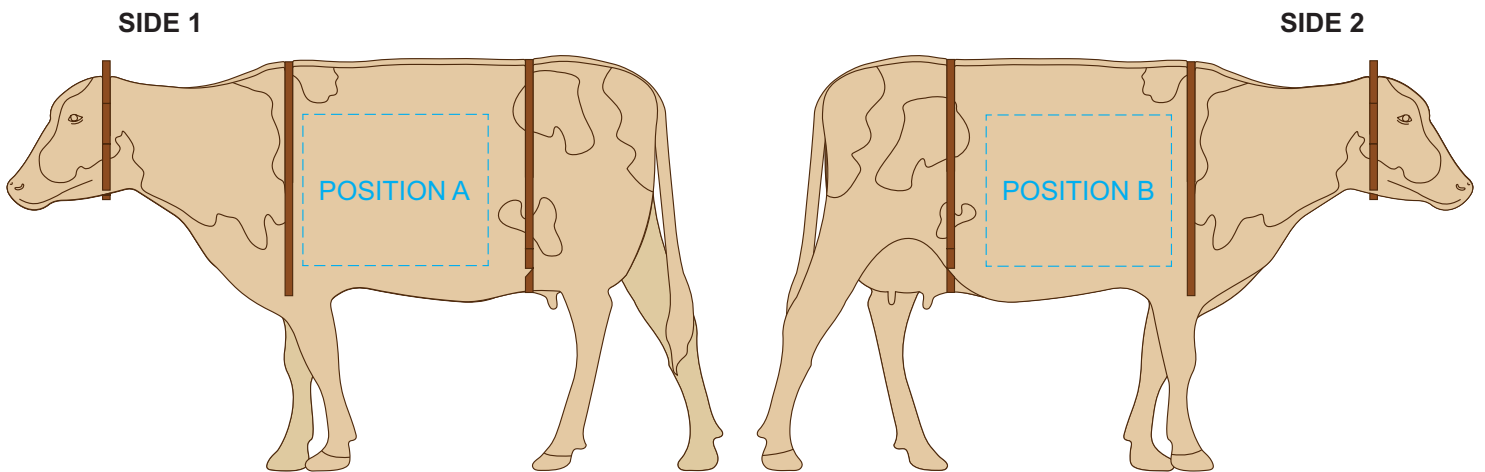
70% of Actual Size
Direct Digital



WOOD TONE (Not included in print)

Blue Line = Safe area for logo
Green Line = Engraved lines on the board
Pink Line = Bleed off to here

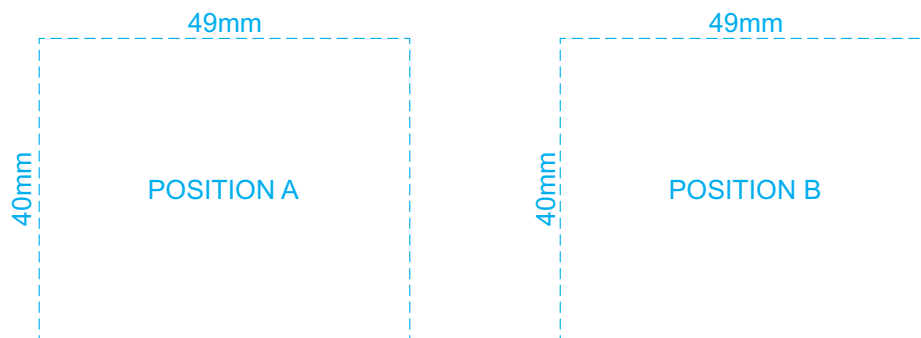
50% of Actual Size
Direct Digital
(Custom Full Colour Design)



Up to a 2mm tolerance is expected for alignment of the printed artwork against the engraved lines. Slight inconsistencies are to be considered acceptable if the artwork is printed over an engraved line

Blue Line = Safe area for Artwork

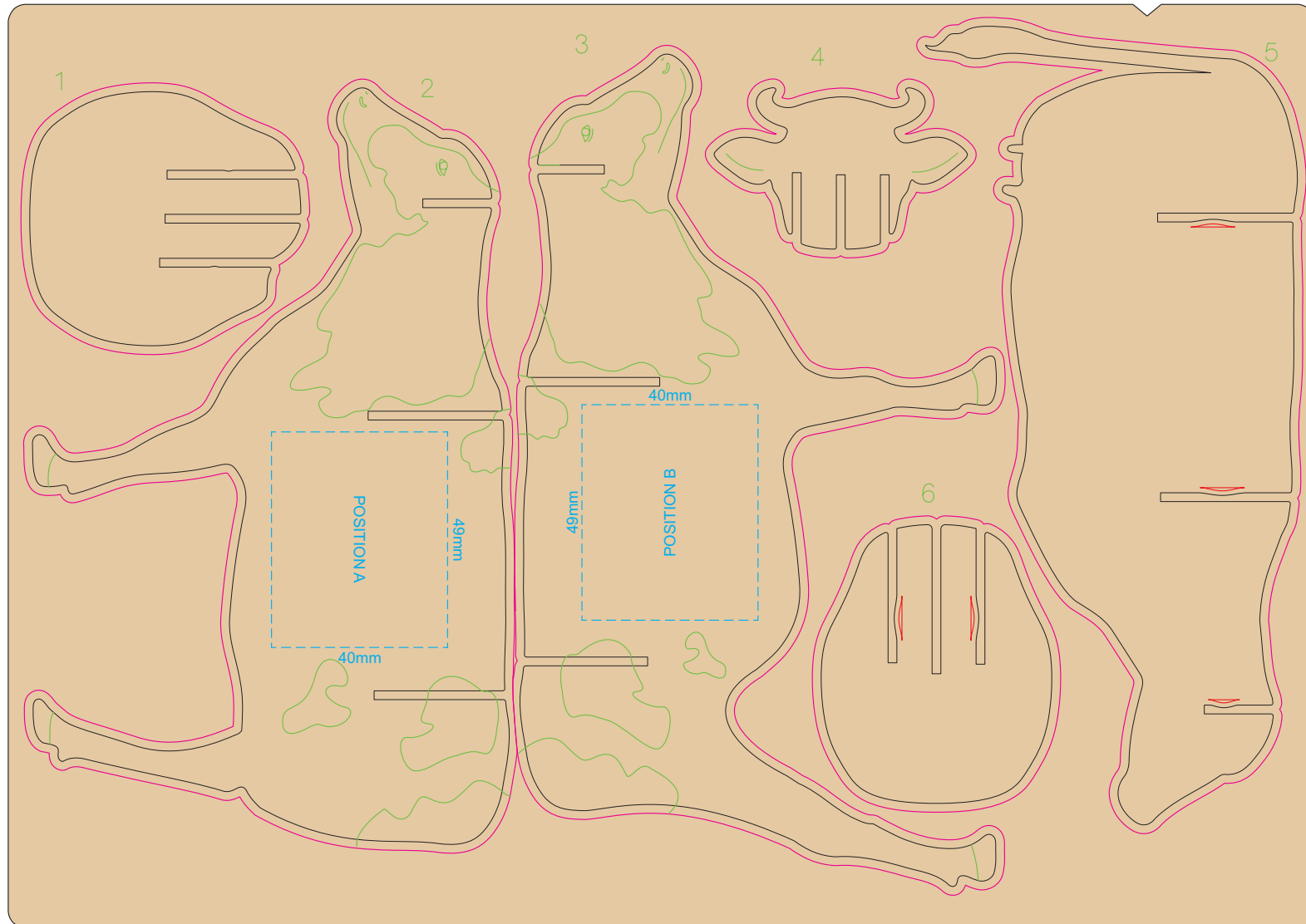
100% of Actual Artwork Print Area



BRANDING SPECIFICATION - Cow Wooden Model - 124047

A fully customised design can be done using this template. However, up to a 2mm tolerance is expected for alignment of the printed artwork against the engraved lines, cut outs and cut marks. All critical images and text need to be within the area marked by a blue line. Avoid all critical images & text within the area marked by a red line as they are cutouts which will be removed during assembly. Green lines are pre-engraved lines on the wooden sheet.

70% of Actual Size
Direct Digital
(Custom Full Colour Design)



 **WOOD TONE** (Not included in print)

Blue Line = The SIGNIFICANT PRINT AREA
(Keep all critical images & text within this box)

Red Line = Cut outs

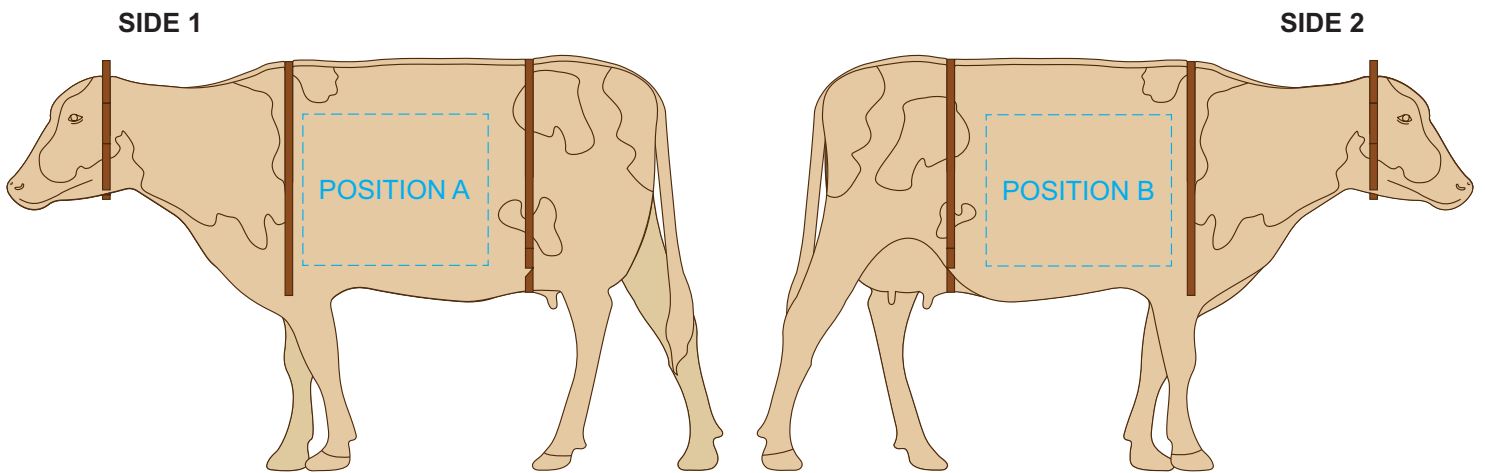
(Avoid all critical images & text within this area)

Green Line = Engraved lines on the board

Black Line = Cut Marks of Edges

Pink Line = Bleed off to here

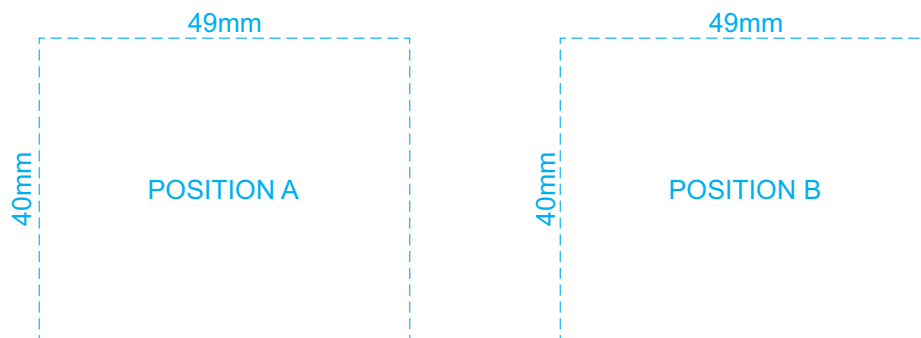
50% of Actual Size
Screen Print (One Colour)



Up to a 2mm tolerance is expected for alignment of the printed artwork against the engraved lines. Slight inconsistencies are to be considered acceptable if the artwork is printed over an engraved line

Blue Line = Safe area for Arwork

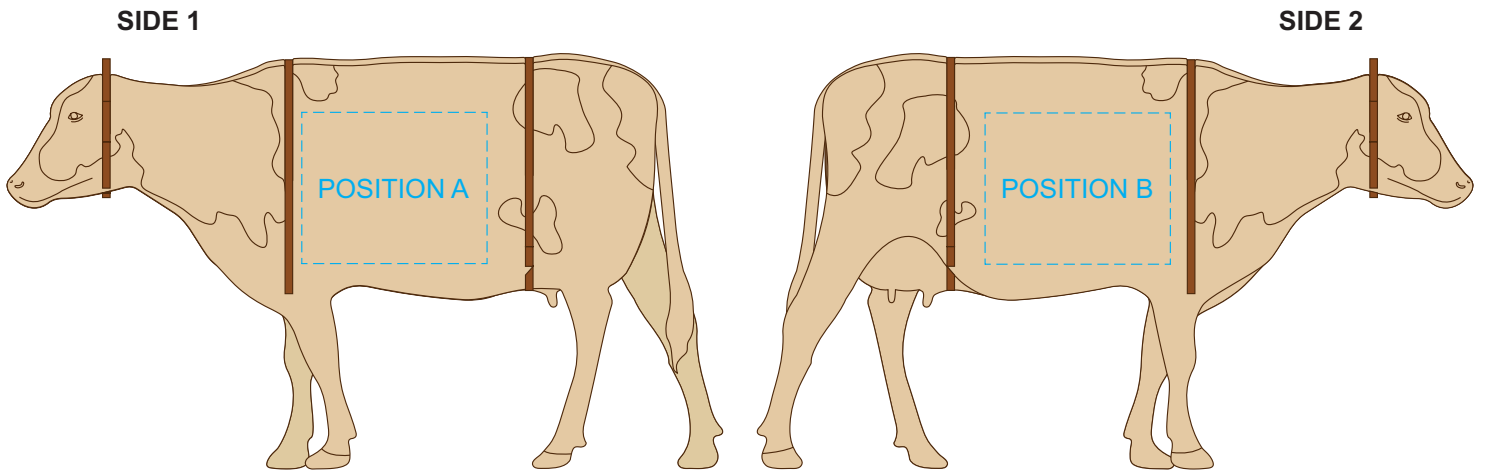
100% of Actual Artwork Print Area



BRANDING SPECIFICATION - Cow Wooden Model - 124047

This product is made from natural wood, therefore some slight colour variation are considered acceptable. The product is provided flat packed in a cardboard sleeve with assembly instructions.

50% of Actual Size
Laser Engraving

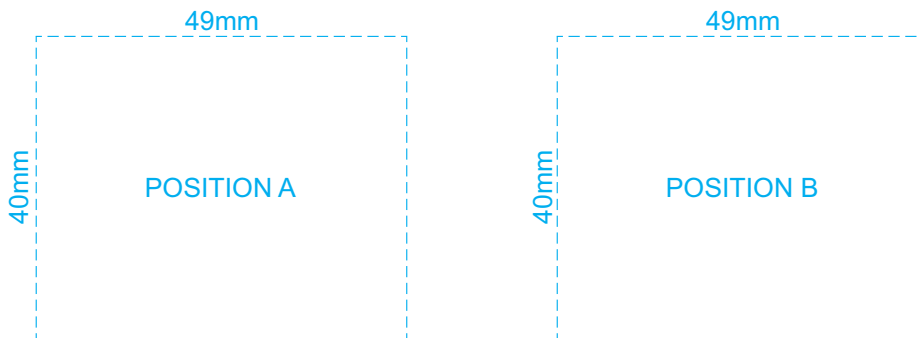


This product is a natural material, please allow for variances in grain pattern and engraving colour. Up to a 2mm tolerance is expected for alignment of the printed artwork against the engraved lines. Slight inconsistencies are to be considered acceptable if the artwork is printed over an engraved line

Blue Line = Safe area for Artwork

 Laser engraves to a natural etch

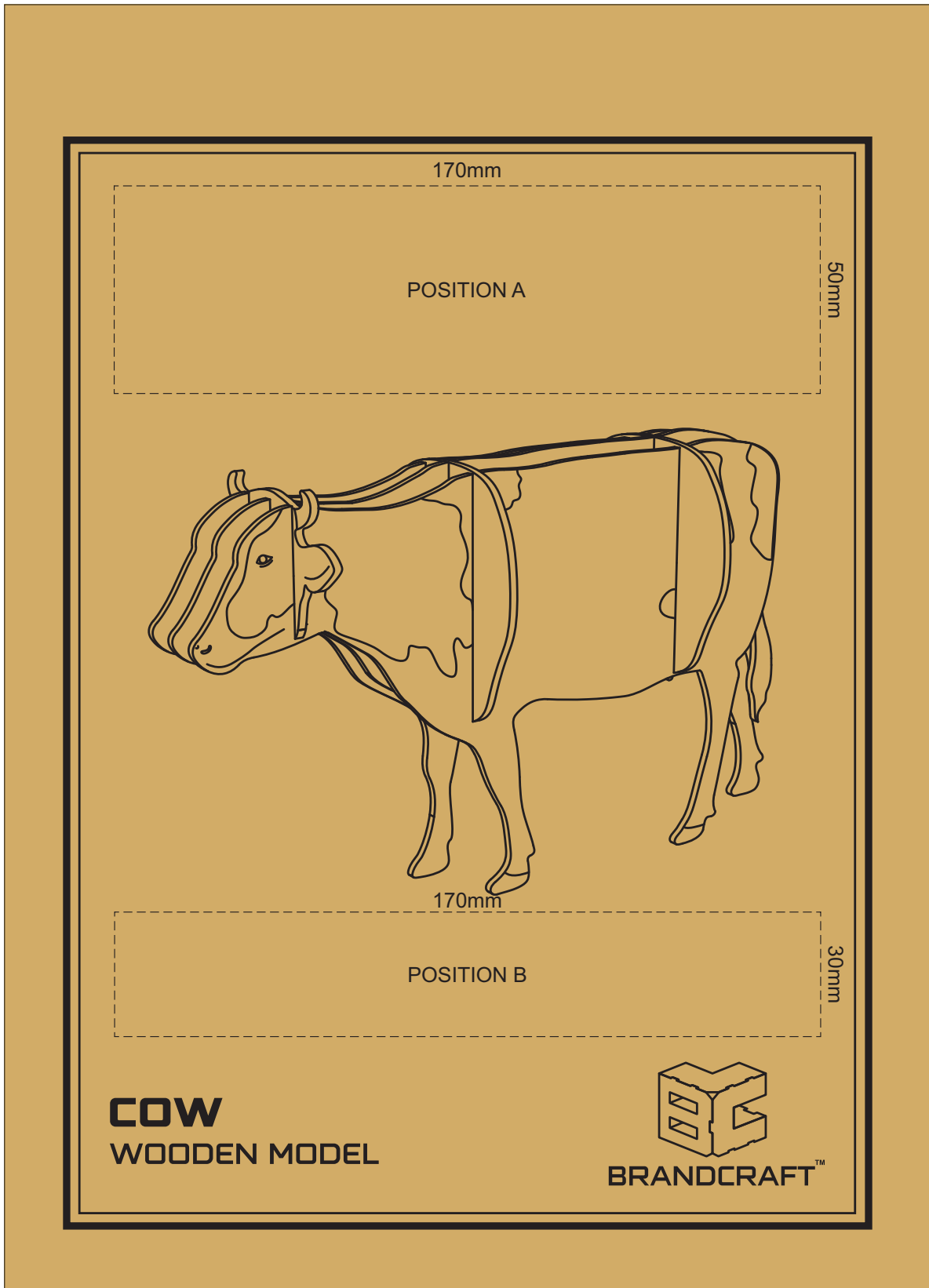
100% of Actual Artwork Print Area



BRANDING SPECIFICATION - Cow Wooden Model - 124047

This product is made from natural wood, therefore some slight colour variation are considered acceptable. The product is provided flat packed in a cardboard sleeve with assembly instructions.

70% of Actual Size
Digital Packaging Print



Artwork will be printed directly onto the product via CMYK printing (no white)
Colours will not be vibrant due to white ink not being available for this process.

BRANDING SPECIFICATION - Cow Wooden Model - 124047

The pre-printed cardboard sleeve will come with assembly instructions at the back.