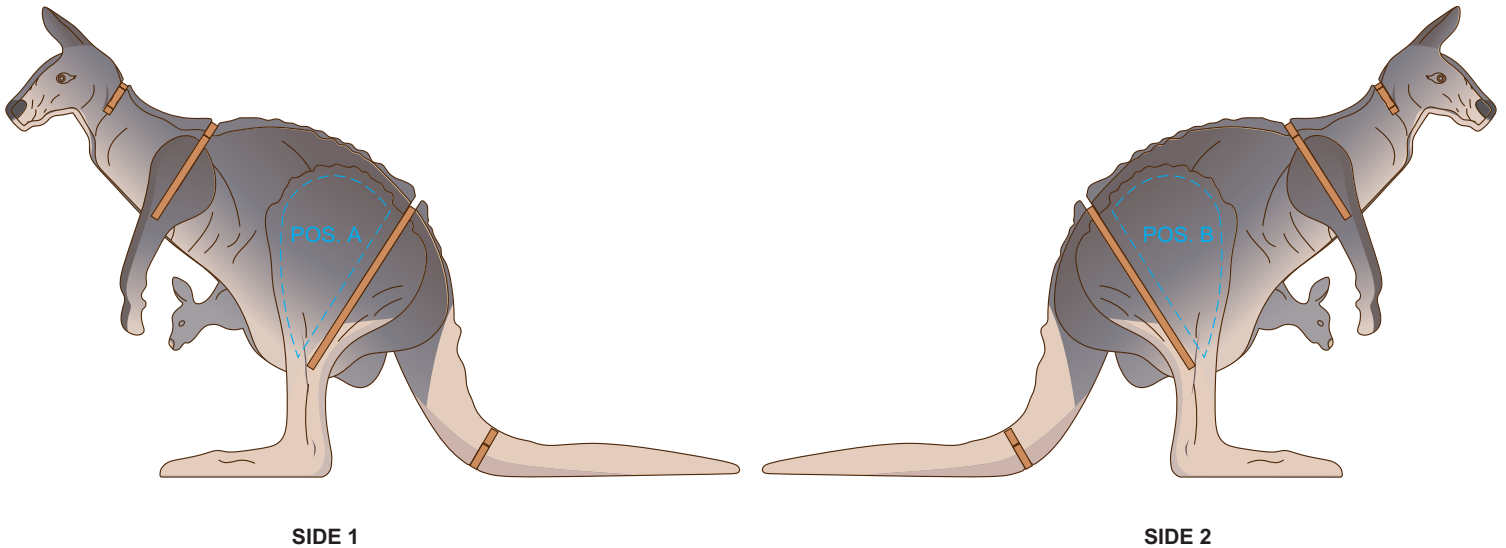


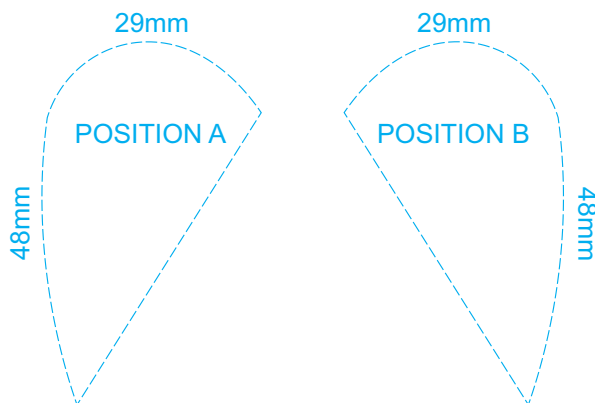
50% of Actual Size  
Direct Digital



Up to a 2mm tolerance is expected for alignment of the printed artwork against the engraved lines. Slight inconsistencies are to be considered acceptable if the artwork is printed over an engraved line.

Blue Line = Safe area for Artwork

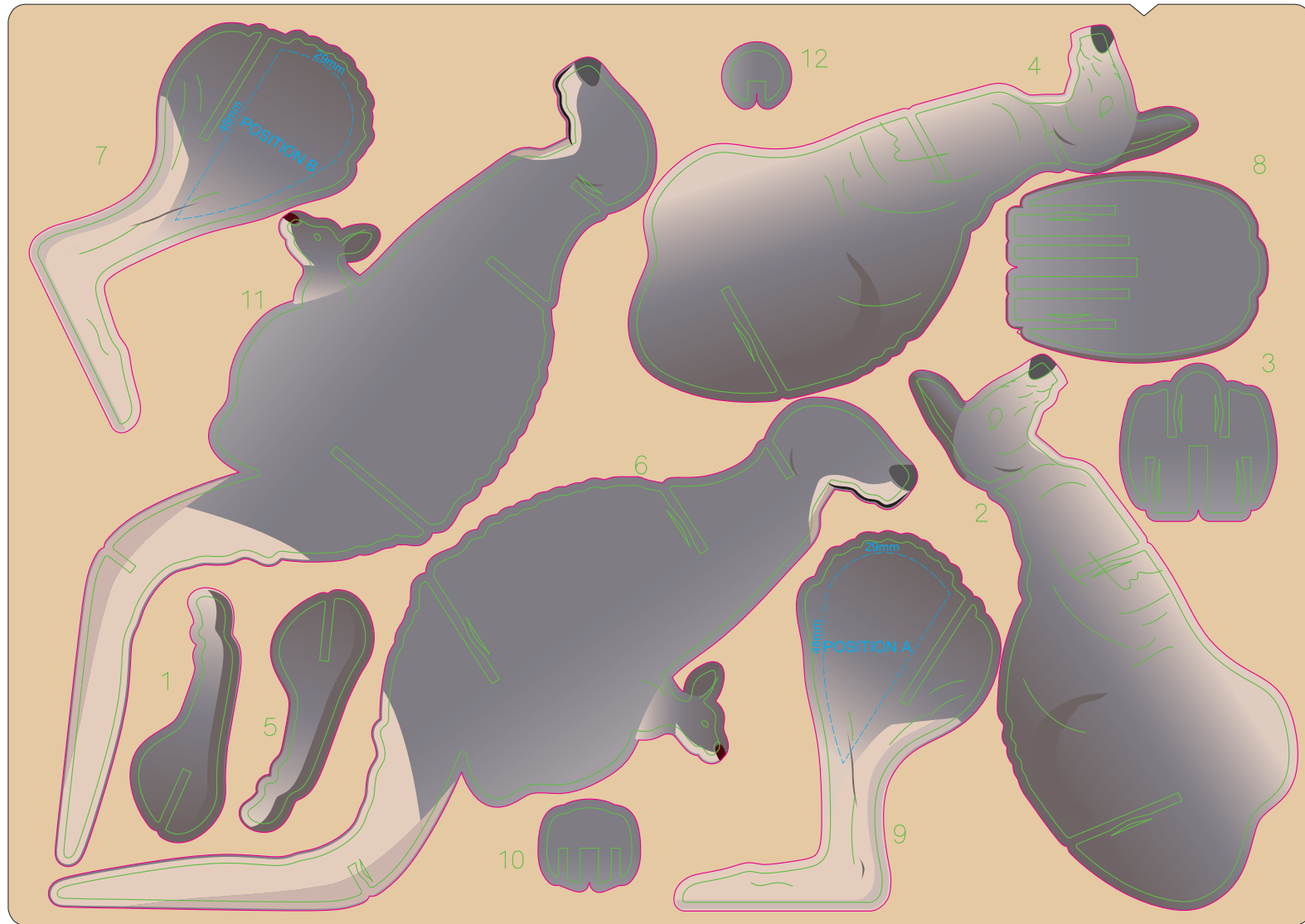
100% of Actual Artwork Print Area



**BRANDING SPECIFICATION - Kangaroo Wooden Model - 124044**

The product can be supplied with either the preset colour layout (as per template), a fully customised design, or in a natural wood finish. The product is provided flat packed in a cardboard sleeve with assembly instructions. For a fully customised design please refer to CUSTOM TEMPLATE below

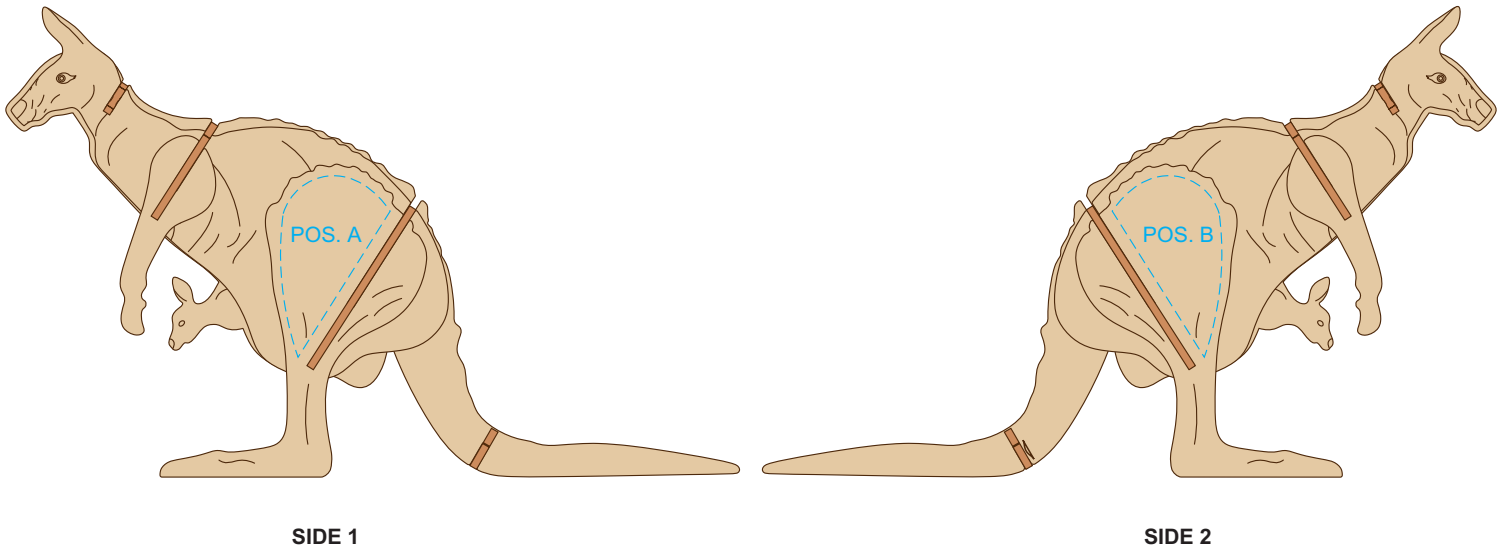
70% of Actual Size  
Direct Digital



WOOD TONE (Not included in print)

Blue Line = Safe area for logo  
Green Line = Engraved lines on the board  
Pink Line = Bleed off to here

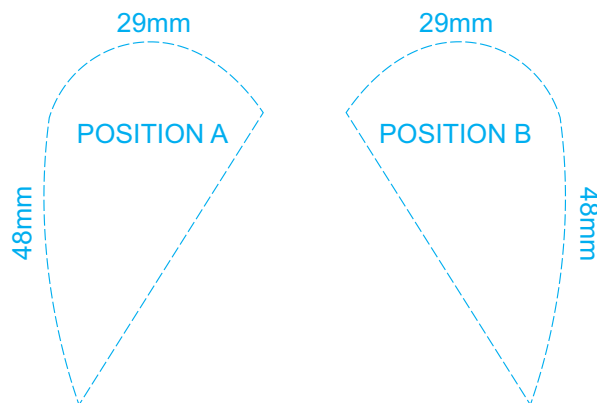
50% of Actual Size  
Direct Digital  
(Custom Full Colour Design)



Up to a 2mm tolerance is expected for alignment of the printed artwork against the engraved lines. Slight inconsistencies are to be considered acceptable if the artwork is printed over an engraved line.

Blue Line = Safe area for Artwork

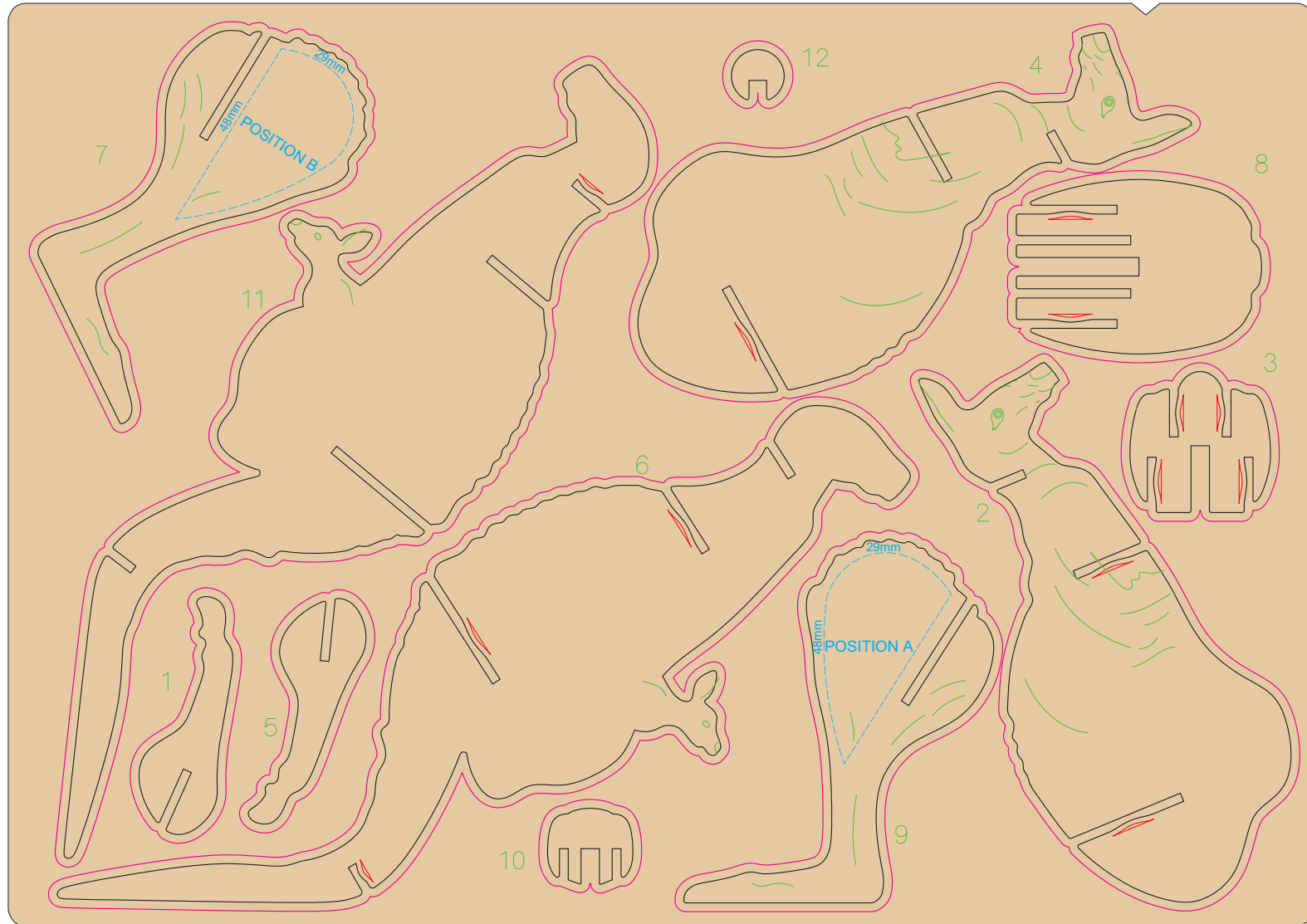
100% of Actual Artwork Print Area



**BRANDING SPECIFICATION - Kangaroo Wooden Model - 124044**

A fully customised design can be done using this template. However, up to a 2mm tolerance is expected for alignment of the printed artwork against the engraved lines, cut outs and cut marks. All critical images and text need to be within the area marked by a blue line. Avoid all critical images & text within the area marked by a red line as they are cutouts which will be removed during assembly. Green lines are pre-engraved lines on the wooden sheet.

70% of Actual Size  
Direct Digital  
(Custom Full Colour Design)



 **WOOD TONE** (Not included in print)

Blue Line = The SIGNIFICANT PRINT AREA  
(Keep all critical images & text within this box)

Red Line = Cut outs

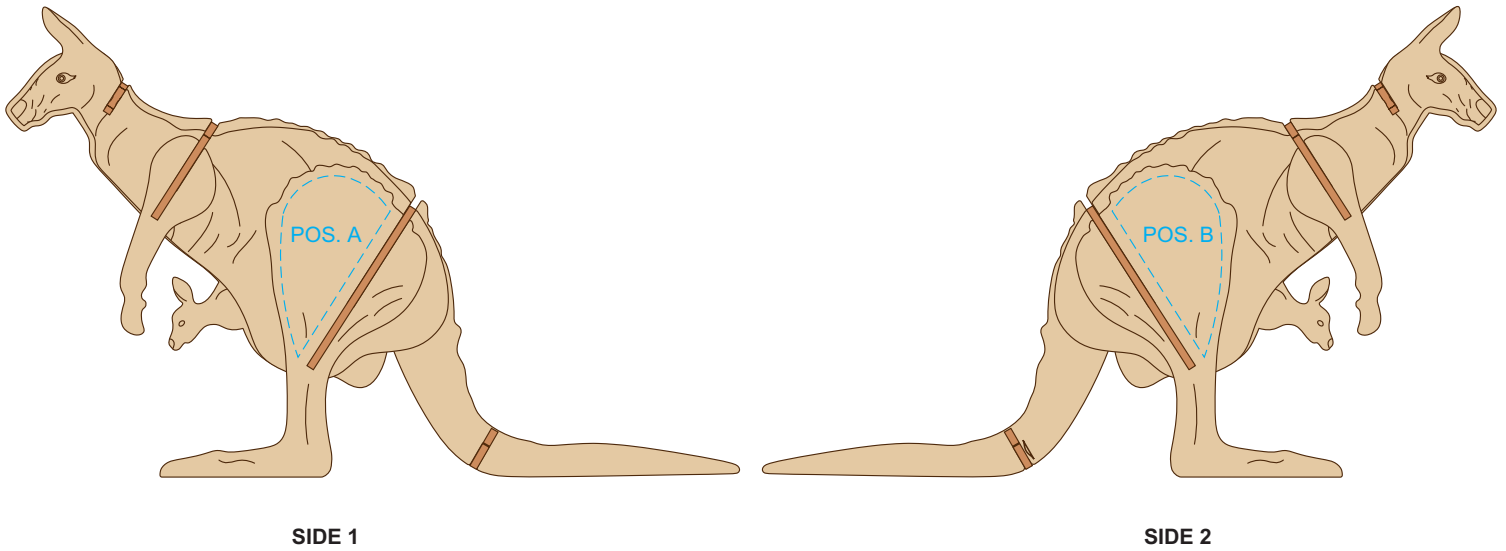
(Avoid all critical images & text within this area)

Green Line = Engraved lines on the board

Black Line = Cut Marks of Edges

Pink Line = Bleed off to here

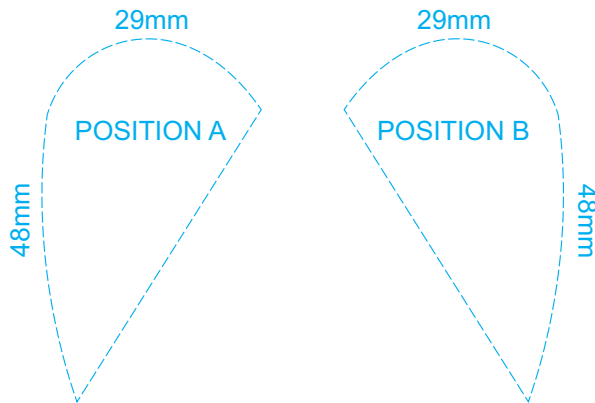
50% of Actual Size  
Screen Print



Up to a 2mm tolerance is expected for alignment of the printed artwork against the engraved lines. Slight inconsistencies are to be considered acceptable if the artwork is printed over an engraved line

Blue Line = Safe area for Artwork

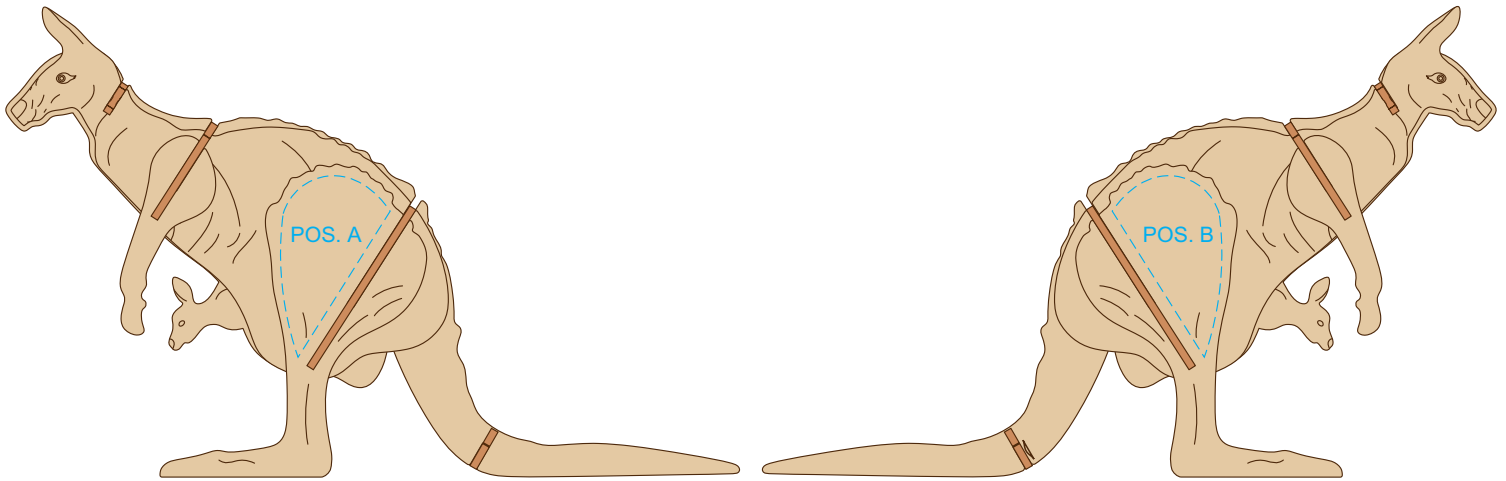
100% of Actual Artwork Print Area



**BRANDING SPECIFICATION - Kangaroo Wooden Model - 124044**

This product is made from natural wood, therefore some slight colour variation are considered acceptable. The product is provided flat packed in a cardboard sleeve with assembly instructions.

50% of Actual Size  
Laser Engraving



SIDE 1

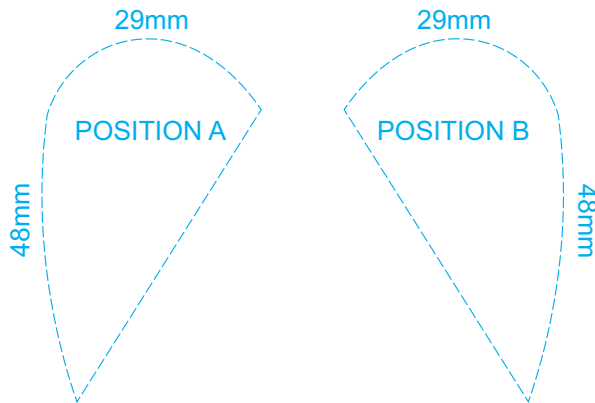
SIDE 2

This product is a natural material, please allow for variances in grain pattern and engraving colour. Up to a 2mm tolerance is expected for alignment of the printed artwork against the engraved lines. Slight inconsistencies are to be considered acceptable if the artwork is printed over an engraved line

Blue Line = Safe area for Arwork

 Laser engraves to a natural etch


100% of Actual Artwork Print Area



**BRANDING SPECIFICATION - Kangaroo Wooden Model - 124044**

This product is made from natural wood, therefore some slight colour variation are considered acceptable. The product is provided flat packed in a cardboard sleeve with assembly instructions.

70% of Actual Size  
Digital Packaging Print



Artwork will be printed directly onto the product via CMYK printing (no white)  
Colours will not be vibrant due to white ink not being available for this process.